

Section 8.5
CORP
Individual Project Summaries



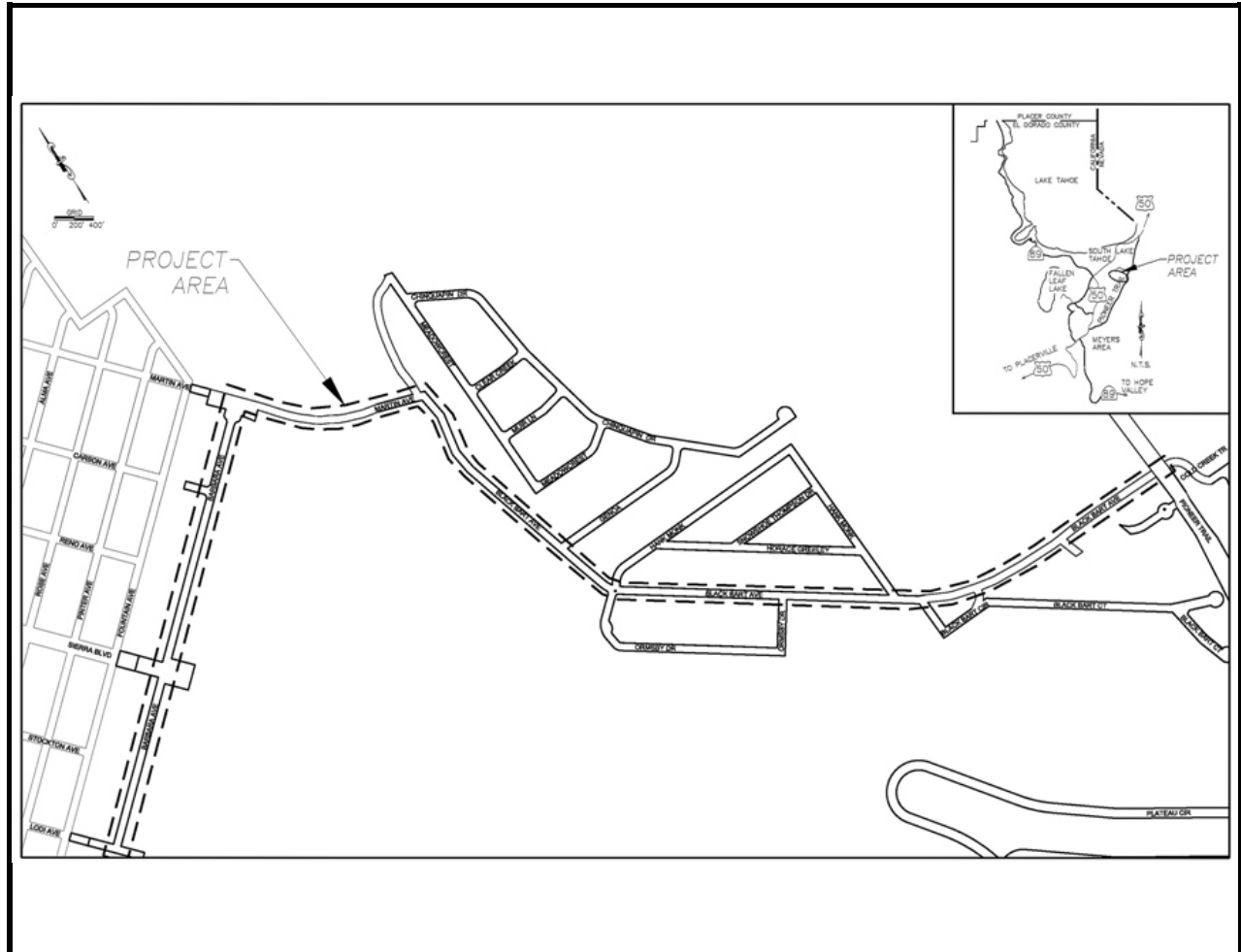
Black Bart Avenue, Barbara Avenue and Martin Avenue Overlay

CIP Project Summary

Project No: 72188

Type: Roadway

Supervisor District(s) 5



Project Description:

Pavement rehabilitation and new Asphalt Concrete overlay at Black Bart Avenue, Barbara Avenue and Martin Avenue.

Expenditures thru 6/30/2014: \$0

Project Initiation Date: 06/11/14

*Prior FY includes actual revenue and expenditures through 06/30/14, plus amounts budgeted through 06/30/15.



Black Bart Avenue, Barbara Avenue and Martin Avenue Overlay

Financing Plan & Tentative Schedule

Project No: 72188

Type: Roadway

Supervisor District(s) 5

All Figures in Thousands

Revenue	by Funding Source	Prior FY*	FY 15/16	FY 16/17	FY 17/18	FY 18/19	FY 19/20	FY 20/21- 24/25	FY 25/26- 34/35	Total
General Fund		\$500	\$0	\$0	\$0	\$0	\$0	\$0	\$0	\$500
Road Fund/Discretionary		\$180	\$70	\$0	\$0	\$0	\$0	\$0	\$0	\$250
Total		\$680	\$70	\$0	\$0	\$0	\$0	\$0	\$0	\$750

All Figures in Thousands

Expenditures	Prior FY*	FY 15/16	FY 16/17	FY 17/18	FY 18/19	FY 19/20	FY 20/21- 24/25	FY 25/26- 34/35	Total
Design - Consultant	\$3	\$0	\$0	\$0	\$0	\$0	\$0	\$0	\$3
Design - Staff	\$43	\$0	\$0	\$0	\$0	\$0	\$0	\$0	\$43
Construction Mgmt - Staff	\$40	\$10	\$0	\$0	\$0	\$0	\$0	\$0	\$50
Direct Construction Costs	\$594	\$60	\$0	\$0	\$0	\$0	\$0	\$0	\$654
Total	\$680	\$70	\$0	\$0	\$0	\$0	\$0	\$0	\$750

Project Schedule	Prior FY*	FY 15/16	FY 16/17	FY 17/18	FY 18/19	FY 19/20	FY 20/21- 24/25	FY 25/26- 34/35	
Planning/Environmental									
Design									
Right Of Way									
Construction									
Environmental Monitoring									

*Prior FY includes actual revenue and expenditures through 06/30/14, plus amounts budgeted through 06/30/15.



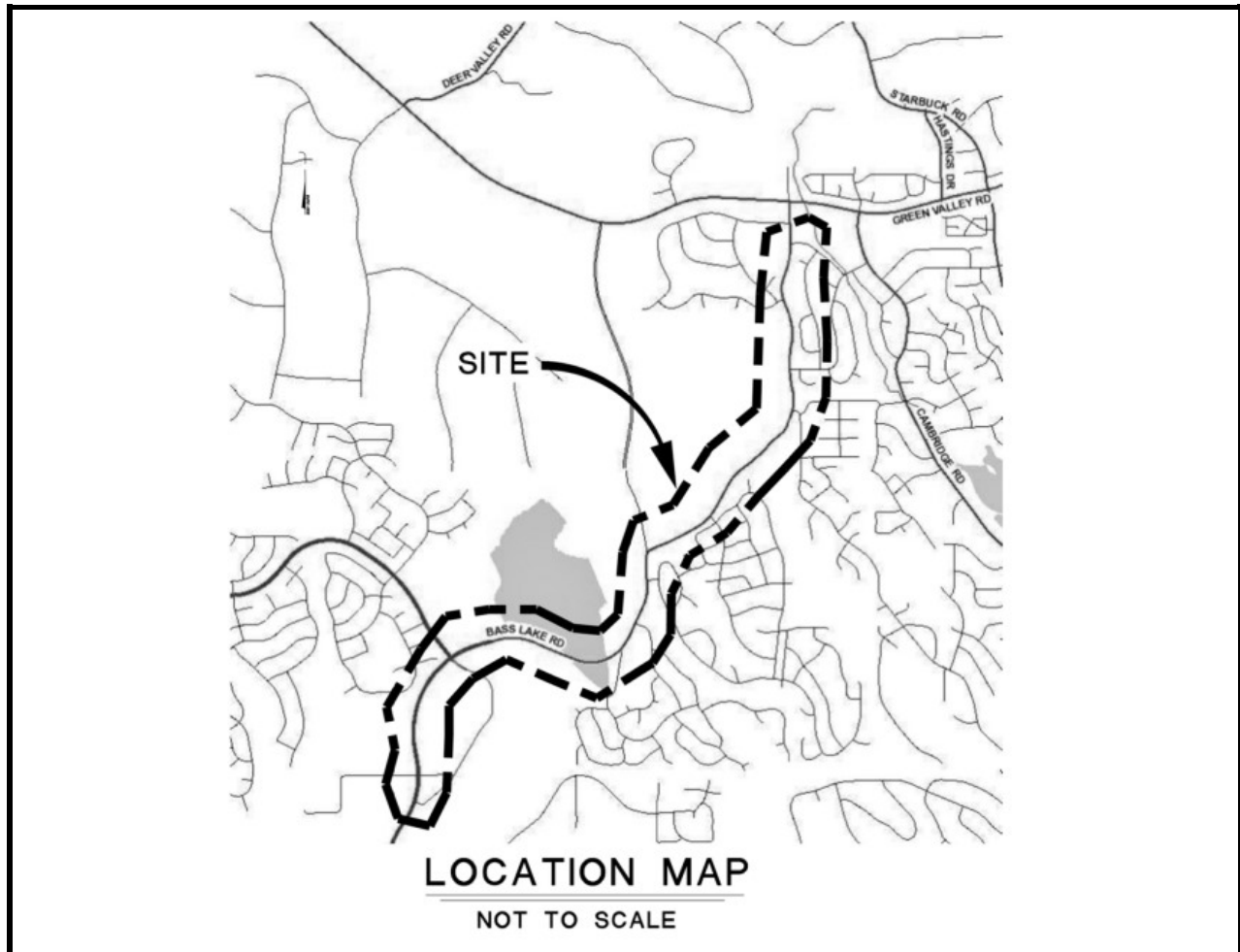
Overlay - Bass Lake Road

CIP Project Summary

Project No: 72189

Type: Roadway

Supervisor District(s) 1



Project Description:

Road surface rehabilitation project consisting of an asphalt concrete overlay on Bass Lake Road from the intersection of Old Sienna Ridge Road to Parkdale Lane.

Expenditures thru 6/30/2014: \$0

Project Initiation Date: 07/01/14

*Prior FY includes actual revenue and expenditures through 06/30/14, plus amounts budgeted through 06/30/15.



Overlay - Bass Lake Road

Financing Plan & Tentative Schedule

Project No: 72189

Type: Roadway

Supervisor District(s) 1

All Figures in Thousands

Revenue by Funding Source	Prior FY*	FY 15/16	FY 16/17	FY 17/18	FY 18/19	FY 19/20	FY 20/21-24/25	FY 25/26-34/35	Total
RSTP Federal Funds-Urban	\$900	\$0	\$0	\$0	\$0	\$0	\$0	\$0	\$900
Total	\$900	\$0	\$0	\$0	\$0	\$0	\$0	\$0	\$900

All Figures in Thousands

Expenditures	Prior FY*	FY 15/16	FY 16/17	FY 17/18	FY 18/19	FY 19/20	FY 20/21-24/25	FY 25/26-34/35	Total
Planning - Staff	\$5	\$0	\$0	\$0	\$0	\$0	\$0	\$0	\$5
Design - Staff	\$55	\$0	\$0	\$0	\$0	\$0	\$0	\$0	\$55
Construction Mgmt - Staff	\$100	\$0	\$0	\$0	\$0	\$0	\$0	\$0	\$100
Direct Construction Costs	\$740	\$0	\$0	\$0	\$0	\$0	\$0	\$0	\$740
Total	\$900	\$0	\$0	\$0	\$0	\$0	\$0	\$0	\$900

Project Schedule	Prior FY*	FY 15/16	FY 16/17	FY 17/18	FY 18/19	FY 19/20	FY 20/21-24/25	FY 25/26-34/35	
Planning/Environmental									
Design									
Right Of Way									
Construction									
Environmental Monitoring									

*Prior FY includes actual revenue and expenditures through 06/30/14, plus amounts budgeted through 06/30/15.



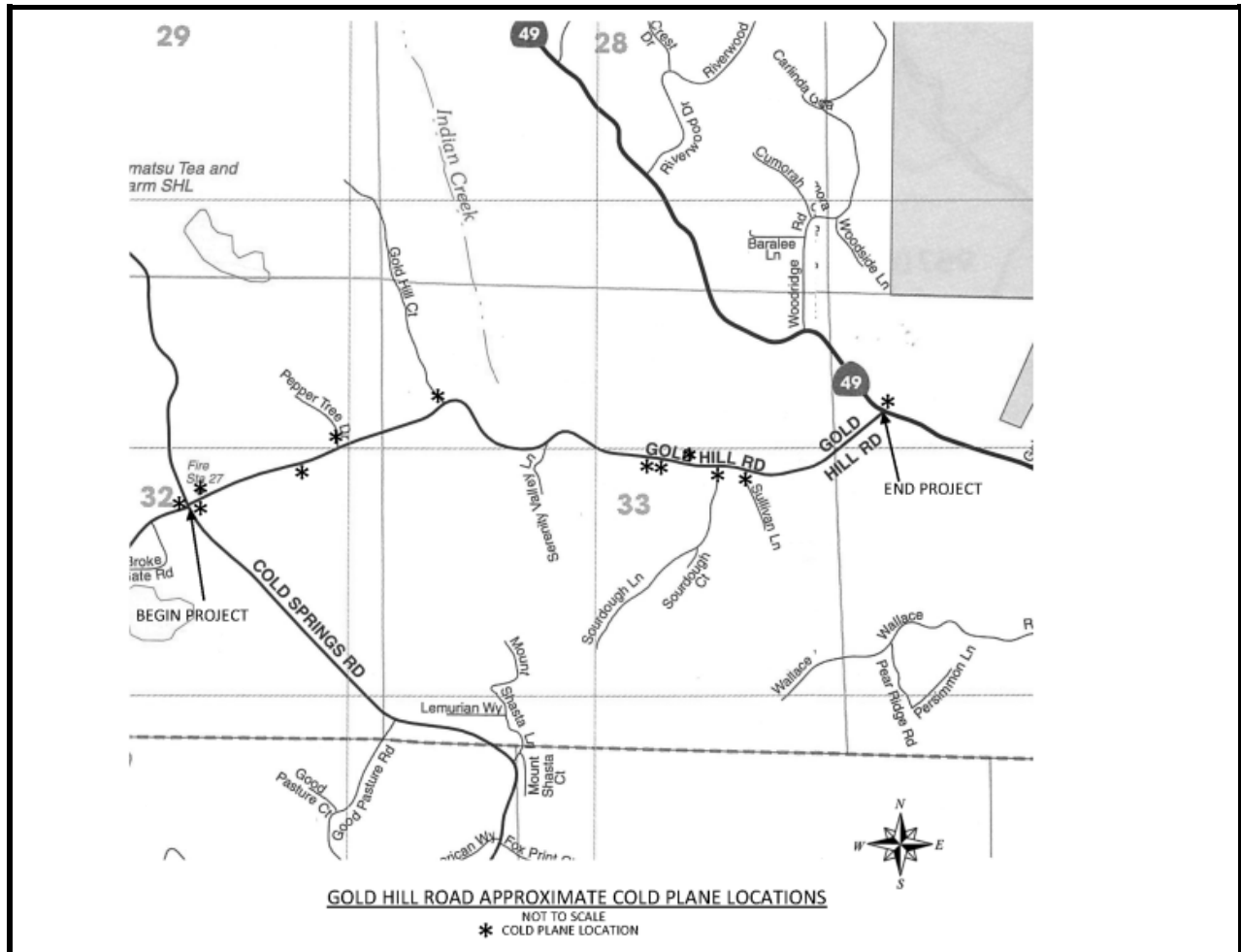
Overlay - Gold Hill

CIP Project Summary

Project No: 72119

Type: Roadway

Supervisor District(s) 4



Project Description:

Road surface rehabilitation project consisting of an asphalt concrete overlay on Gold Hill Road between Cold Springs Road and State Route 49.

Expenditures thru 6/30/2014: \$0

Project Initiation Date: 07/01/14

*Prior FY includes actual revenue and expenditures through 06/30/14, plus amounts budgeted through 06/30/15.



Overlay - Gold Hill

Financing Plan & Tentative Schedule

Project No: 72119

Type: Roadway

Supervisor District(s) 4

All Figures in Thousands

Revenue by Funding Source	Prior FY*	FY 15/16	FY 16/17	FY 17/18	FY 18/19	FY 19/20	FY 20/21-24/25	FY 25/26-34/35	Total
Local Funds - Tribe	\$714	\$36	\$0	\$0	\$0	\$0	\$0	\$0	\$750
Total	\$714	\$36	\$0	\$0	\$0	\$0	\$0	\$0	\$750

All Figures in Thousands

Expenditures	Prior FY*	FY 15/16	FY 16/17	FY 17/18	FY 18/19	FY 19/20	FY 20/21-24/25	FY 25/26-34/35	Total
Planning/Env - Staff	\$150	\$0	\$0	\$0	\$0	\$0	\$0	\$0	\$150
Construction Mgmt - Staff	\$64	\$6	\$0	\$0	\$0	\$0	\$0	\$0	\$70
Direct Construction Costs	\$500	\$30	\$0	\$0	\$0	\$0	\$0	\$0	\$530
Total	\$714	\$36	\$0	\$0	\$0	\$0	\$0	\$0	\$750

Project Schedule	Prior FY*	FY 15/16	FY 16/17	FY 17/18	FY 18/19	FY 19/20	FY 20/21-24/25	FY 25/26-34/35	
Planning/Environmental									
Design									
Right Of Way									
Construction									
Environmental Monitoring									

*Prior FY includes actual revenue and expenditures through 06/30/14, plus amounts budgeted through 06/30/15.



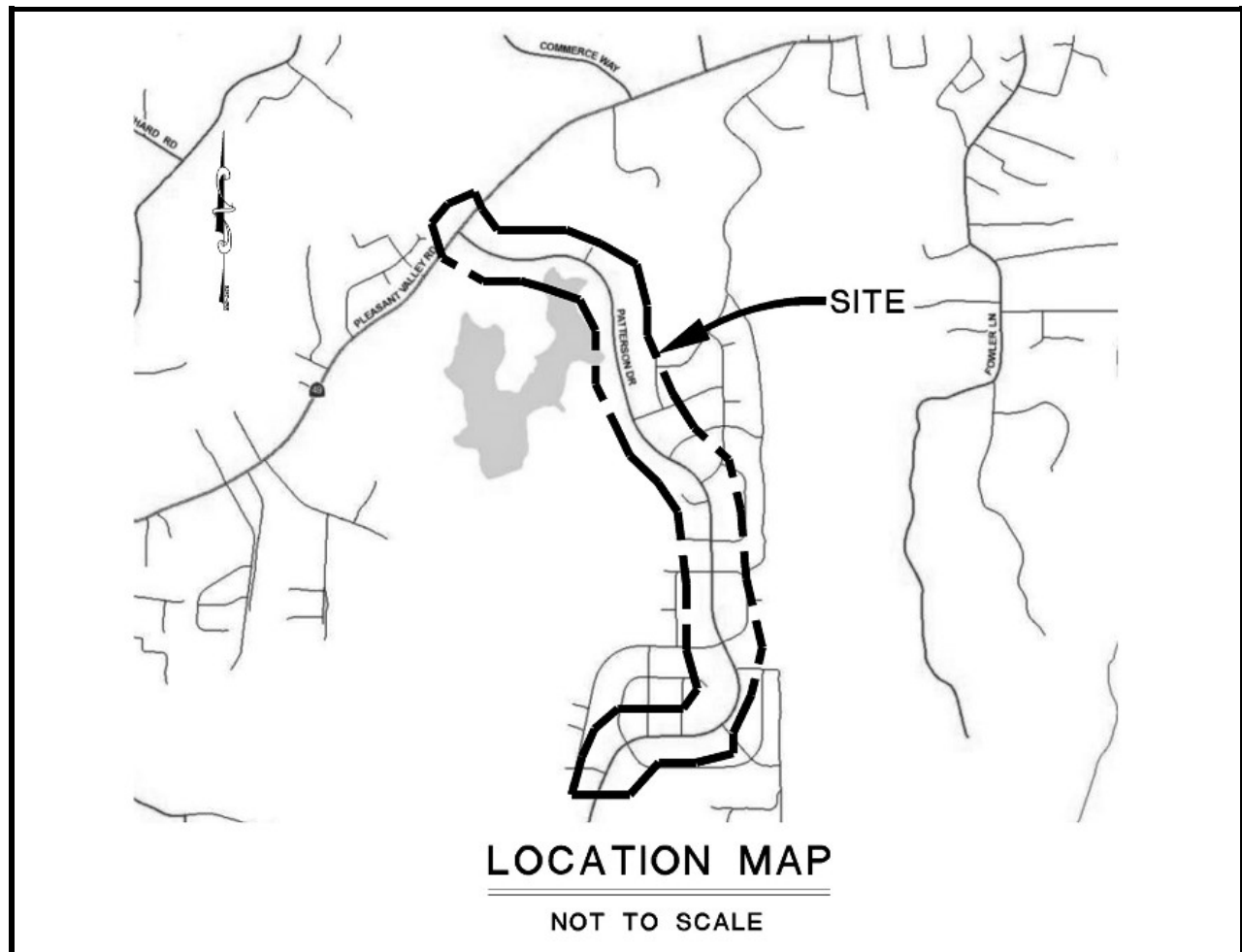
Overlay - Patterson Drive - Pleasant Valley Road

CIP Project Summary

Project No: 72190

Type: Roadway

Supervisor District(s) 3



Project Description:

Road surface rehabilitation project consisting of an asphalt concrete overlay on Patterson Drive from State Route 49 to Solstice Circle and an asphalt concrete overlay on Pleasant Valley Road from Motherlode Drive to Oriental Street.

Expenditures thru 6/30/2014: \$0

Project Initiation Date: 07/01/15

*Prior FY includes actual revenue and expenditures through 06/30/14, plus amounts budgeted through 06/30/15.



Overlay - Patterson Drive - Pleasant Valley Road

Financing Plan & Tentative Schedule

Project No: 72190

Type: Roadway

Supervisor District(s) 3

All Figures in Thousands

Revenue	by Funding Source	Prior FY*	FY 15/16	FY 16/17	FY 17/18	FY 18/19	FY 19/20	FY 20/21-24/25	FY 25/26-34/35	Total
Local Funds - Tribe		\$0	\$850	\$0	\$0	\$0	\$0	\$0	\$0	\$850
Total		\$0	\$850	\$0	\$0	\$0	\$0	\$0	\$0	\$850

All Figures in Thousands

Expenditures	Prior FY*	FY 15/16	FY 16/17	FY 17/18	FY 18/19	FY 19/20	FY 20/21-24/25	FY 25/26-34/35	Total
Direct Construction Costs	\$0	\$850	\$0	\$0	\$0	\$0	\$0	\$0	\$850
Total	\$0	\$850	\$0	\$0	\$0	\$0	\$0	\$0	\$850

Project Schedule	Prior FY*	FY 15/16	FY 16/17	FY 17/18	FY 18/19	FY 19/20	FY 20/21-24/25	FY 25/26-34/35	
Planning/Environmental									
Design									
Right Of Way									
Construction									
Environmental Monitoring									

*Prior FY includes actual revenue and expenditures through 06/30/14, plus amounts budgeted through 06/30/15.



Cost Estimate by Phase Summary CORP

All Figures In Thousands

	<i>Prior*</i>	<i>15/16</i>	<i>16/17</i>	<i>17/18</i>	<i>18/19</i>	<i>19/20</i>	<i>20/21- 24/25</i>	<i>25/26- 34/35</i>	<i>Total</i>
<i>Construction Mgmt - Staff</i>	204	16	0	0	0	0	0	0	220
<i>Design - Consultant</i>	3	0	0	0	0	0	0	0	3
<i>Design - Staff</i>	98	0	0	0	0	0	0	0	98
<i>Direct Construction Costs</i>	1,834	940	0	0	0	0	0	0	2,774
<i>Planning - Staff</i>	5	0	0	0	0	0	0	0	5
<i>Planning/Env - Consultant</i>	0	0	0	0	0	0	0	0	0
<i>Planning/Env - Staff</i>	150	0	0	0	0	0	0	0	150
Totals	2,294	956	0	0	0	0	0	0	3,250

*Prior FY includes actual revenue and expenditures through 06/30/14, plus amounts budgeted through 06/30/15.



Revenue Source Summary CORP

All Figures In Thousands

	<i>Prior*</i>	<i>15/16</i>	<i>16/17</i>	<i>17/18</i>	<i>18/19</i>	<i>19/20</i>	<i>20/21- 24/25</i>	<i>25/26- 34/35</i>	<i>Total</i>
General Fund	500	0	0	0	0	0	0	0	500
Local Funds - Tribe	714	886	0	0	0	0	0	0	1,600
Road Fund/Discretionary	180	70	0	0	0	0	0	0	250
RSTP Federal Funds-Urban	900	0	0	0	0	0	0	0	900
<i>Totals</i>	2,294	956	0	0	0	0	0	0	3,250

*Prior FY includes actual revenue and expenditures through 06/30/14, plus amounts budgeted through 06/30/15.