

Section 8.3A
Georgetown Airport
Individual Project Summaries



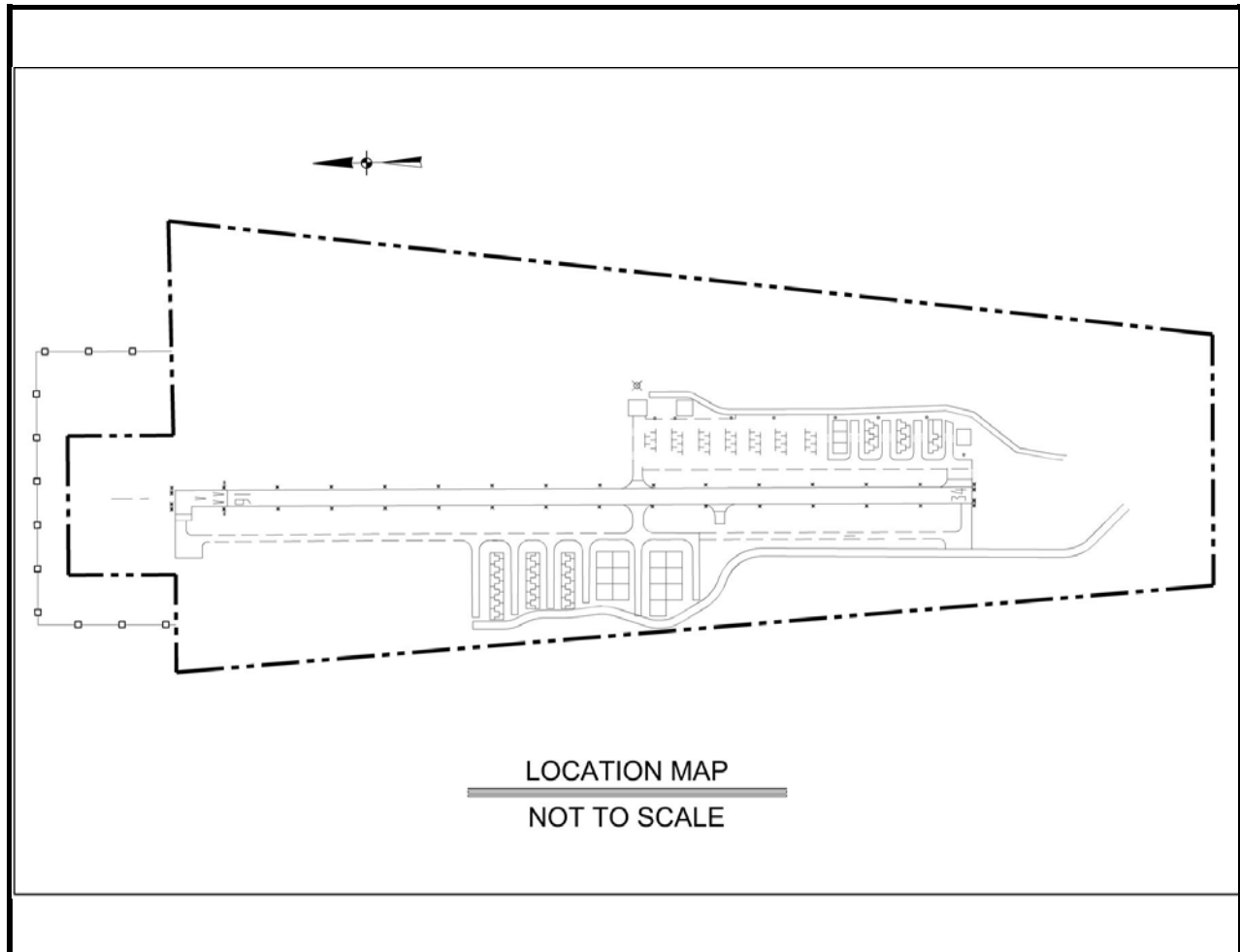
Airport Layout Plan 2018 Update - Georgetown

CIP Project Summary

Project No: 93523

Type: Airports

Supervisor District(s) 4



Project Description:

Georgetown Airport - The Airport Layout Plan (ALP) is a drawing/plan depicting the orientation and location of key airport facilities, such as runways and navigational aids, and it takes into consideration such factors as approach zones, prevailing winds, airspace use, land contours, etc. The ALP must show dimensional relationships between operational and support facilities, and provide adequate areas for the orderly expansion of the airport. This is essential if facilities are to be ultimately located where they can best serve their intended purposes, while still conforming to applicable safety and construction criteria. The ability to obtain grants from the FAA is dependent on the ALP being up to date and showing an accurate layout of proposed projects, as well as all existing structures and previously completed projects. The ALP should be updated every 5 to 10 years, or when more than 10% of planned improvements have been made. The current ALP was revised in 2007 and includes projects through 2017. The ALP is being updated in 2015 and is scheduled to be reviewed and updated again in 2018.

Expenditures thru 6/30/2014: \$0

Project Initiation Date: 05/05/09

*Prior FY includes actual revenue and expenditures through 06/30/14, plus amounts budgeted through 06/30/15.



Airport Layout Plan 2018 Update - Georgetown

Financing Plan & Tentative Schedule

Project No: 93523

Type: Airports

Supervisor District(s) 4

All Figures in Thousands

Revenue by Funding Source	Prior FY*	FY 15/16	FY 16/17	FY 17/18	FY 18/19	FY 19/20	FY 20/21-24/25	FY 25/26-34/35	Total
ACO - Accumulative Capital Outlay	\$0	\$0	\$0	\$0	\$0	\$8	\$0	\$0	\$8
FAA-Anticipated	\$0	\$0	\$0	\$0	\$0	\$68	\$0	\$0	\$68
Total	\$0	\$0	\$0	\$0	\$0	\$75	\$0	\$0	\$75

All Figures in Thousands

Expenditures	Prior FY*	FY 15/16	FY 16/17	FY 17/18	FY 18/19	FY 19/20	FY 20/21-24/25	FY 25/26-34/35	Total
Planning/Env - Consultant	\$0	\$0	\$0	\$0	\$0	\$75	\$0	\$0	\$75
Total	\$0	\$0	\$0	\$0	\$0	\$75	\$0	\$0	\$75

Project Schedule	Prior FY*	FY 15/16	FY 16/17	FY 17/18	FY 18/19	FY 19/20	FY 20/21-24/25	FY 25/26-34/35	
Planning/Environmental									
Design									
Right Of Way									
Construction									
Environmental Monitoring									

*Prior FY includes actual revenue and expenditures through 06/30/14, plus amounts budgeted through 06/30/15.



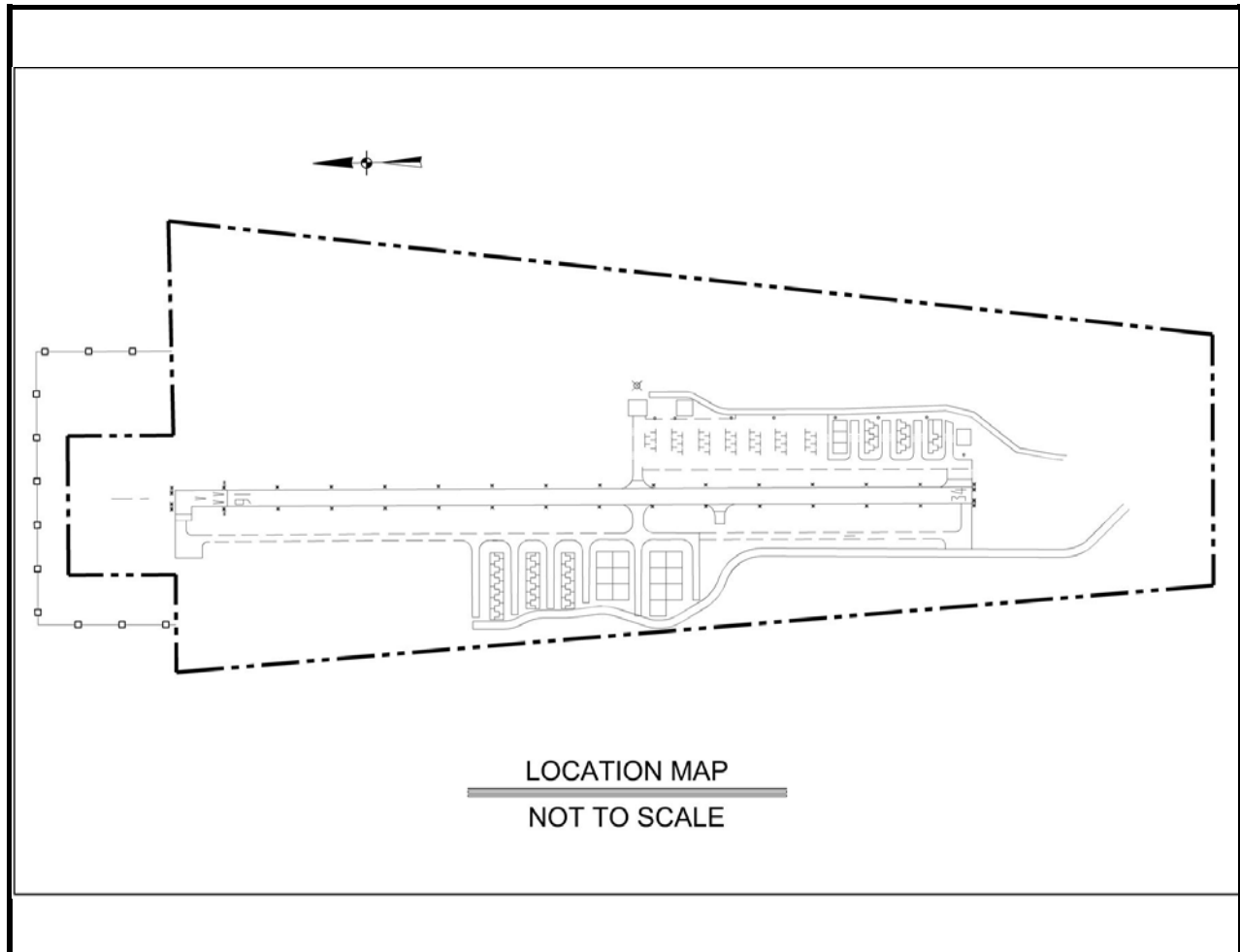
Construction of AWOS

CIP Project Summary

Project No: 93520

Type: Airports

Supervisor District(s) 4



Project Description:

Georgetown Airport - Weather conditions at Georgetown Airport vary considerably from day to day and during the day. In order to provide the pilot with up-to-date information on wind and other weather conditions, it is desired to install an AWOS III at this airport. This is a safety measure that will improve the safety performance of the airport and in the future provide weather information to the various agencies for reporting to the public.

Expenditures thru 6/30/2014: \$0

Project Initiation Date: 05/05/09

*Prior FY includes actual revenue and expenditures through 06/30/14, plus amounts budgeted through 06/30/15.



Construction of AWOS

Financing Plan & Tentative Schedule

Project No: 93520

Type: Airports

Supervisor District(s) 4

All Figures in Thousands

Revenue by Funding Source	Prior FY*	FY 15/16	FY 16/17	FY 17/18	FY 18/19	FY 19/20	FY 20/21-24/25	FY 25/26-34/35	Total
ACO - Accumulative Capital Outlay	\$0	\$0	\$0	\$5	\$20	\$0	\$0	\$0	\$25
FAA-Anticipated	\$0	\$0	\$0	\$47	\$179	\$0	\$0	\$0	\$226
Total	\$0	\$0	\$0	\$52	\$199	\$0	\$0	\$0	\$251

All Figures in Thousands

Expenditures	Prior FY*	FY 15/16	FY 16/17	FY 17/18	FY 18/19	FY 19/20	FY 20/21-24/25	FY 25/26-34/35	Total
Design - Consultant	\$0	\$0	\$0	\$52	\$0	\$0	\$0	\$0	\$52
Construction Mgmt - Consultant	\$0	\$0	\$0	\$0	\$32	\$0	\$0	\$0	\$32
Direct Construction Costs	\$0	\$0	\$0	\$0	\$167	\$0	\$0	\$0	\$167
Total	\$0	\$0	\$0	\$52	\$199	\$0	\$0	\$0	\$251

Project Schedule	Prior FY*	FY 15/16	FY 16/17	FY 17/18	FY 18/19	FY 19/20	FY 20/21-24/25	FY 25/26-34/35	
Planning/Environmental									
Design									
Right Of Way									
Construction									
Environmental Monitoring									

*Prior FY includes actual revenue and expenditures through 06/30/14, plus amounts budgeted through 06/30/15.



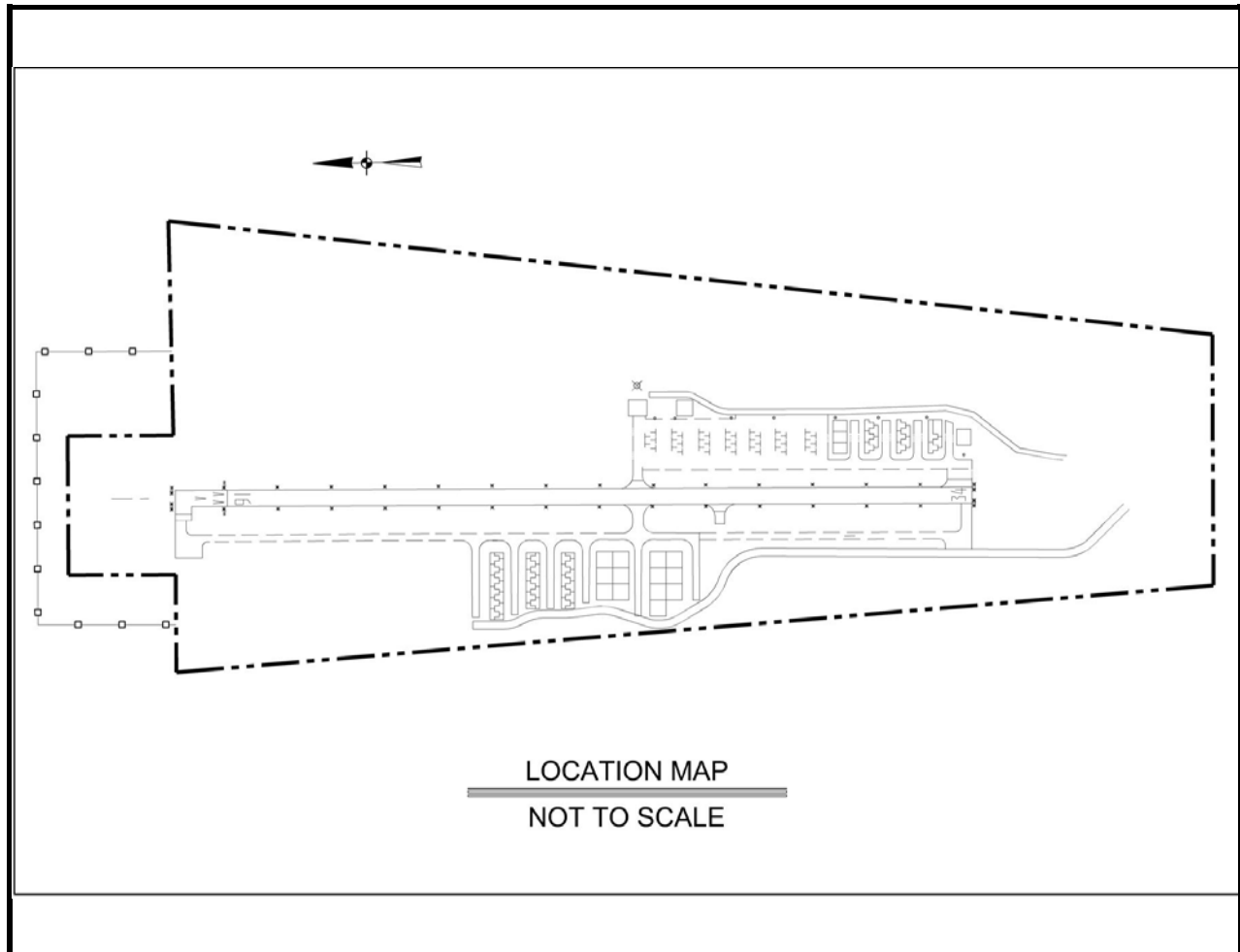
Crack Seal and Remark Runway, Taxiways, Aprons and Tee Hanger Taxilanes

CIP Project Summary

Project No: 93535

Type: Airports

Supervisor District(s) 4



Project Description:

Georgetown Airport - All pavements at the airport were crack sealed or slurry sealed in 2005 or 2009. Several new cracks have developed in the AC pavement. It is proposed in this project to shape the cracks to receive joint seal and then seal the cracks. All pavement areas will be remarked.

Expenditures thru 6/30/2014: \$0

Project Initiation Date: 10/01/10

*Prior FY includes actual revenue and expenditures through 06/30/14, plus amounts budgeted through 06/30/15.



Crack Seal and Remark Runway, Taxiways, Aprons and Tee Hanger Taxilanes

Financing Plan & Tentative Schedule

Project No: 93535

Type: Airports

Supervisor District(s) 4

All Figures in Thousands

Revenue by Funding Source	Prior FY*	FY 15/16	FY 16/17	FY 17/18	FY 18/19	FY 19/20	FY 20/21-24/25	FY 25/26-34/35	Total
ACO - Accumulative Capital Outlay	\$0	\$0	\$0	\$0	\$0	\$0	\$32	\$0	\$32
FAA-Anticipated	\$0	\$0	\$0	\$0	\$0	\$0	\$288	\$0	\$288
Total	\$0	\$0	\$0	\$0	\$0	\$0	\$320	\$0	\$320

All Figures in Thousands

Expenditures	Prior FY*	FY 15/16	FY 16/17	FY 17/18	FY 18/19	FY 19/20	FY 20/21-24/25	FY 25/26-34/35	Total
Design - Consultant	\$0	\$0	\$0	\$0	\$0	\$0	\$30	\$0	\$30
Construction Mgmt - Consultant	\$0	\$0	\$0	\$0	\$0	\$0	\$44	\$0	\$44
Construction Mgmt - Staff	\$0	\$0	\$0	\$0	\$0	\$0	\$9	\$0	\$9
Direct Construction Costs	\$0	\$0	\$0	\$0	\$0	\$0	\$237	\$0	\$237
Total	\$0	\$0	\$0	\$0	\$0	\$0	\$320	\$0	\$320

Project Schedule	Prior FY*	FY 15/16	FY 16/17	FY 17/18	FY 18/19	FY 19/20	FY 20/21-24/25	FY 25/26-34/35	
Planning/Environmental									
Design									
Right Of Way									
Construction									
Environmental Monitoring									

*Prior FY includes actual revenue and expenditures through 06/30/14, plus amounts budgeted through 06/30/15.



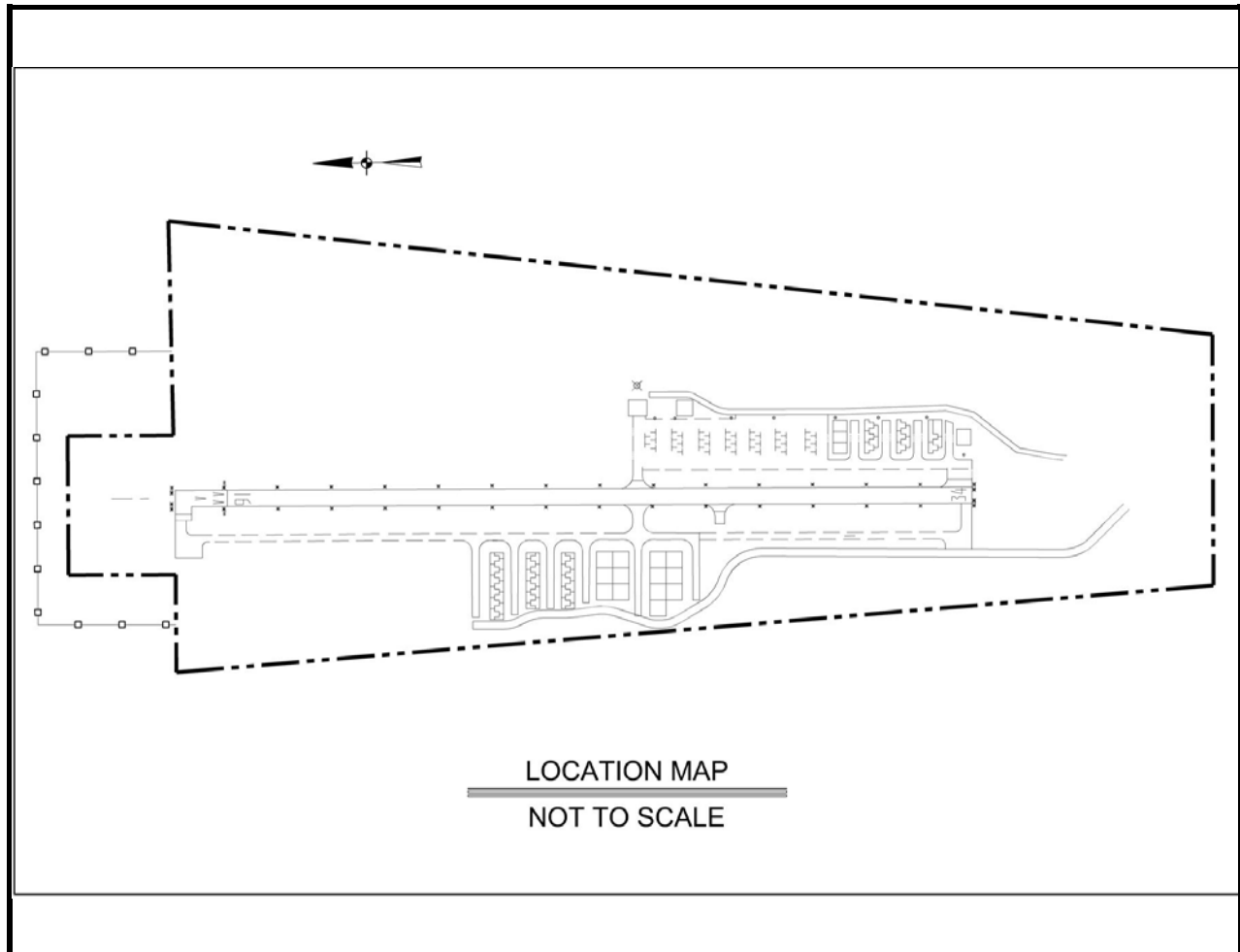
Crack Seal, Joint Seal & Mark Runway, Taxiways, Aprons & Tee Hanger Taxilanes; Change Runway End ID

CIP Project Summary

Project No: 93527

Type: Airports

Supervisor District(s) 4



Project Description:

Georgetown Airport - The taxiways, apron and tee hanger taxilanes were crack sealed or slurry sealed in 2006. It is proposed in this project to shape the cracks to receive joint seal and then seal the cracks. Normal wear has removed a portion of the seal on the runway and portions of the seal have separated from the pavement. The migration of the north magnetic pole has been such that the identification numbers on the runway will have to be changed. The current numbers are "16-34" and they need to be changed to "17-35". This project will consist of removing the existing runway number markings and repainting the new runway number markings. In addition, the hold bars at the airport are 6" wide and the new FAA standards are 12" wide hold bars.

Expenditures thru 6/30/2014: \$0

Project Initiation Date: 04/17/10

*Prior FY includes actual revenue and expenditures through 06/30/14, plus amounts budgeted through 06/30/15.



Crack Seal, Joint Seal & Mark Runway, Taxiways, Aprons & Tee Hanger Taxilanes; Change Runway End ID

Financing Plan & Tentative Schedule

Project No: 93527

Type: Airports

Supervisor District(s) 4

All Figures in Thousands

Revenue by Funding Source	Prior FY*	FY 15/16	FY 16/17	FY 17/18	FY 18/19	FY 19/20	FY 20/21- 24/25	FY 25/26- 34/35	Total
ACO - Accumulative Capital Outlay	\$0	\$1	\$4	\$45	\$0	\$0	\$0	\$0	\$49
FAA-Anticipated	\$0	\$5	\$32	\$405	\$0	\$0	\$0	\$0	\$441
Total	\$0	\$5	\$35	\$450	\$0	\$0	\$0	\$0	\$490

All Figures in Thousands

Expenditures	Prior FY*	FY 15/16	FY 16/17	FY 17/18	FY 18/19	FY 19/20	FY 20/21- 24/25	FY 25/26- 34/35	Total
Design - Consultant	\$0	\$5	\$35	\$0	\$0	\$0	\$0	\$0	\$40
Construction Mgmt - Consultant	\$0	\$0	\$0	\$44	\$0	\$0	\$0	\$0	\$44
Construction Mgmt - Staff	\$0	\$0	\$0	\$9	\$0	\$0	\$0	\$0	\$9
Direct Construction Costs	\$0	\$0	\$0	\$397	\$0	\$0	\$0	\$0	\$397
Total	\$0	\$5	\$35	\$450	\$0	\$0	\$0	\$0	\$490

Project Schedule	Prior FY*	FY 15/16	FY 16/17	FY 17/18	FY 18/19	FY 19/20	FY 20/21- 24/25	FY 25/26- 34/35	
Planning/Environmental									
Design									
Right Of Way									
Construction									
Environmental Monitoring									

*Prior FY includes actual revenue and expenditures through 06/30/14, plus amounts budgeted through 06/30/15.



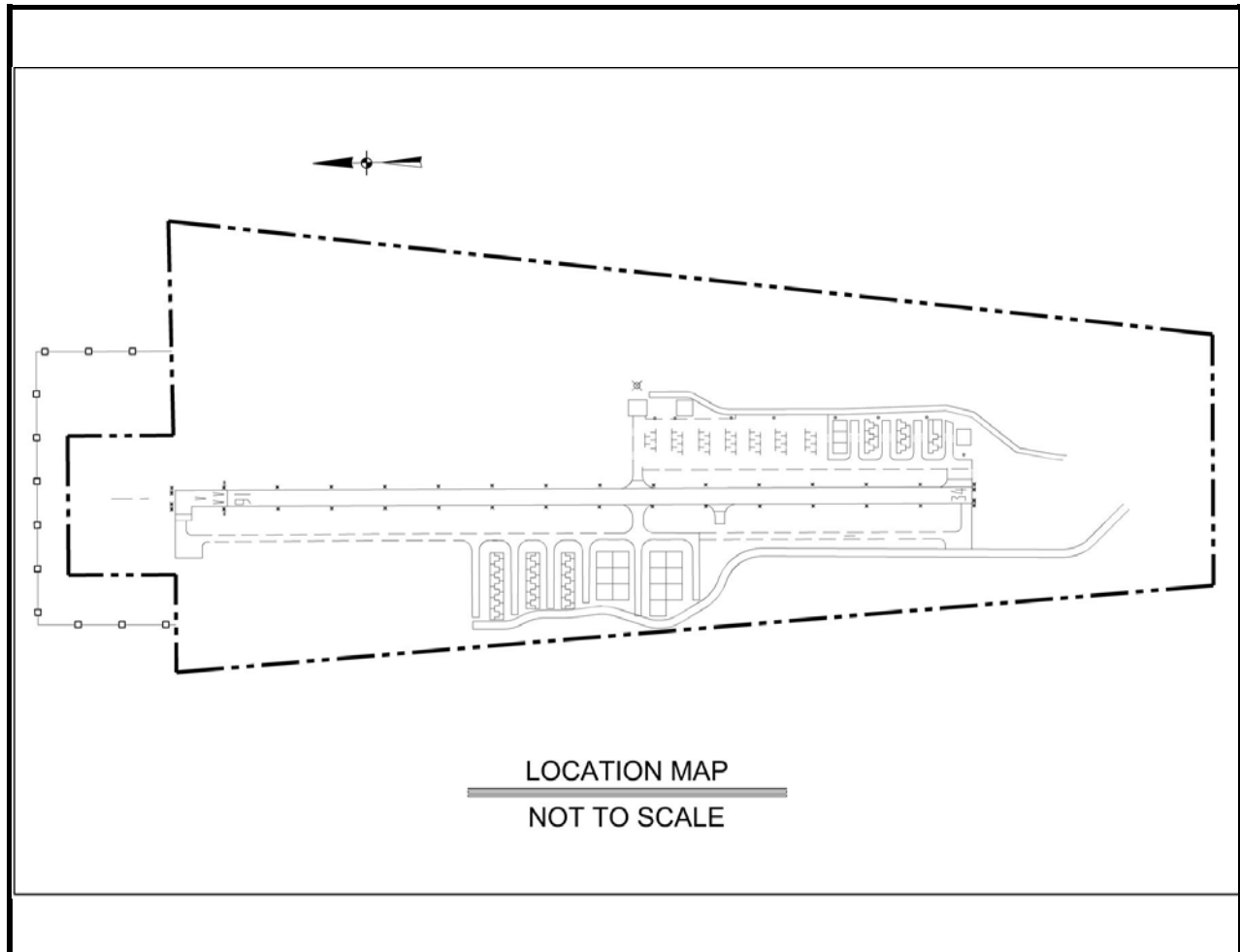
Obstruction Survey

CIP Project Summary

Project No: 93503

Type: Airports

Supervisor District(s) 4



Project Description:

Georgetown Airport - To meet FAA regulations regarding obstructions that penetrate the airport's imaginary surfaces, obstructions, such as trees, need to be removed or topped. This project includes preparation of an Obstruction Survey and Obstruction Mitigation Report and is strongly recommended by the FAA. The FAA determined that this project is directly related to airport planning and design and is necessary for the preparation of an accurate Airport Layout Plan's (ALP) Airspace Plan and Profile Drawing and depiction of validated geodetic data for the ALP runway ends. Therefore, these services will be prepared concurrently with the ongoing ALP with Program Narrative Report (ACIP 93528). The purpose of this project is to collect aerial imagery for planimetric feature extraction and accomplish an FAA Airspace Analysis survey. The resulting Report will include an evaluation of future mitigation options and anticipated mitigation costs for this airport's obstructions. Upon completion of the project, as well as any required environmental clearance, the FAA is now offering grants for obstruction removal, such as trees or obstruction poles, for which the County plans to apply.

Expenditures thru 6/30/2014: \$0

Project Initiation Date: 05/26/15

*Prior FY includes actual revenue and expenditures through 06/30/14, plus amounts budgeted through 06/30/15.



Obstruction Survey

CIP Project Summary

Project No: 93503

Type: Airports

Supervisor District(s) 4

All Figures in Thousands

Revenue by Funding Source	Prior FY*	FY 15/16	FY 16/17	FY 17/18	FY 18/19	FY 19/20	FY 20/21-24/25	FY 25/26-34/35	Total
ACO - Accumulative Capital Outlay	\$0	\$5	\$4	\$0	\$0	\$0	\$0	\$0	\$9
FAA	\$0	\$45	\$36	\$0	\$0	\$0	\$0	\$0	\$81
Total	\$0	\$50	\$40	\$0	\$0	\$0	\$0	\$0	\$90

All Figures in Thousands

Expenditures	Prior FY*	FY 15/16	FY 16/17	FY 17/18	FY 18/19	FY 19/20	FY 20/21-24/25	FY 25/26-34/35	Total
Planning/Env - Consultant	\$0	\$50	\$40	\$0	\$0	\$0	\$0	\$0	\$90
Total	\$0	\$50	\$40	\$0	\$0	\$0	\$0	\$0	\$90

Project Schedule	Prior FY*	FY 15/16	FY 16/17	FY 17/18	FY 18/19	FY 19/20	FY 20/21-24/25	FY 25/26-34/35	
Planning/Environmental									
Design									
Right Of Way									
Construction									
Environmental Monitoring									

*Prior FY includes actual revenue and expenditures through 06/30/14, plus amounts budgeted through 06/30/15.



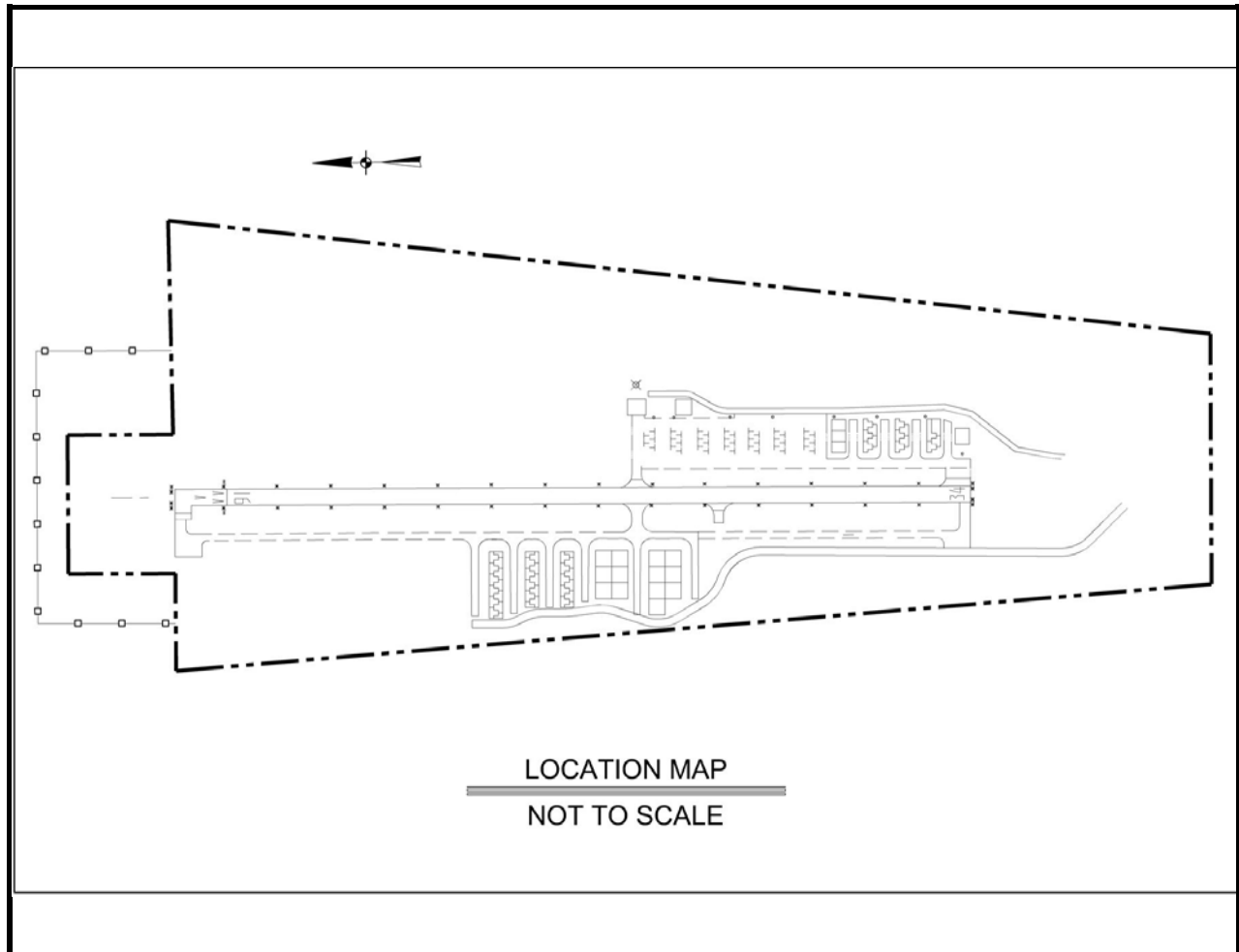
Update Airport 2013 Layout Plan with Program Narrative Report

Financing Plan & Tentative Schedule

Project No: 93528

Type: Airports

Supervisor District(s) 4



Project Description:

The County of El Dorado owns and operates Georgetown Airport located in Georgetown. The most recent Airport Layout Plan was updated in 2007. This project will evaluate the existing Airport Layout Plan, provide any additions and modifications necessary, and provide a detailed Program Narrative Report for the updated existing plan.

Expenditures thru 6/30/2014: \$17,429

Project Initiation Date: 02/28/13

*Prior FY includes actual revenue and expenditures through 06/30/14, plus amounts budgeted through 06/30/15.



Update Airport 2013 Layout Plan with Program Narrative Report

CIP Project Summary

Project No: 93528

Type: Airports

Supervisor District(s) 4

All Figures in Thousands

Revenue	by Funding Source	Prior FY*	FY 15/16	FY 16/17	FY 17/18	FY 18/19	FY 19/20	FY 20/21- 24/25	FY 25/26- 34/35	Total
ACO - Accumulative Capital Outlay		\$6	\$1	\$0	\$0	\$0	\$0	\$0	\$0	\$7
FAA		\$55	\$9	\$0	\$0	\$0	\$0	\$0	\$0	\$64
Total		\$61	\$10	\$0	\$0	\$0	\$0	\$0	\$0	\$71

All Figures in Thousands

Expenditures	Prior FY*	FY 15/16	FY 16/17	FY 17/18	FY 18/19	FY 19/20	FY 20/21- 24/25	FY 25/26- 34/35	Total
Planning/Env - Consultant	\$61	\$10	\$0	\$0	\$0	\$0	\$0	\$0	\$71
Total	\$61	\$10	\$0	\$0	\$0	\$0	\$0	\$0	\$71

Project Schedule	Prior FY*	FY 15/16	FY 16/17	FY 17/18	FY 18/19	FY 19/20	FY 20/21- 24/25	FY 25/26- 34/35	
Planning/Environmental									
Design									
Right Of Way									
Construction									
Environmental Monitoring									

*Prior FY includes actual revenue and expenditures through 06/30/14, plus amounts budgeted through 06/30/15.



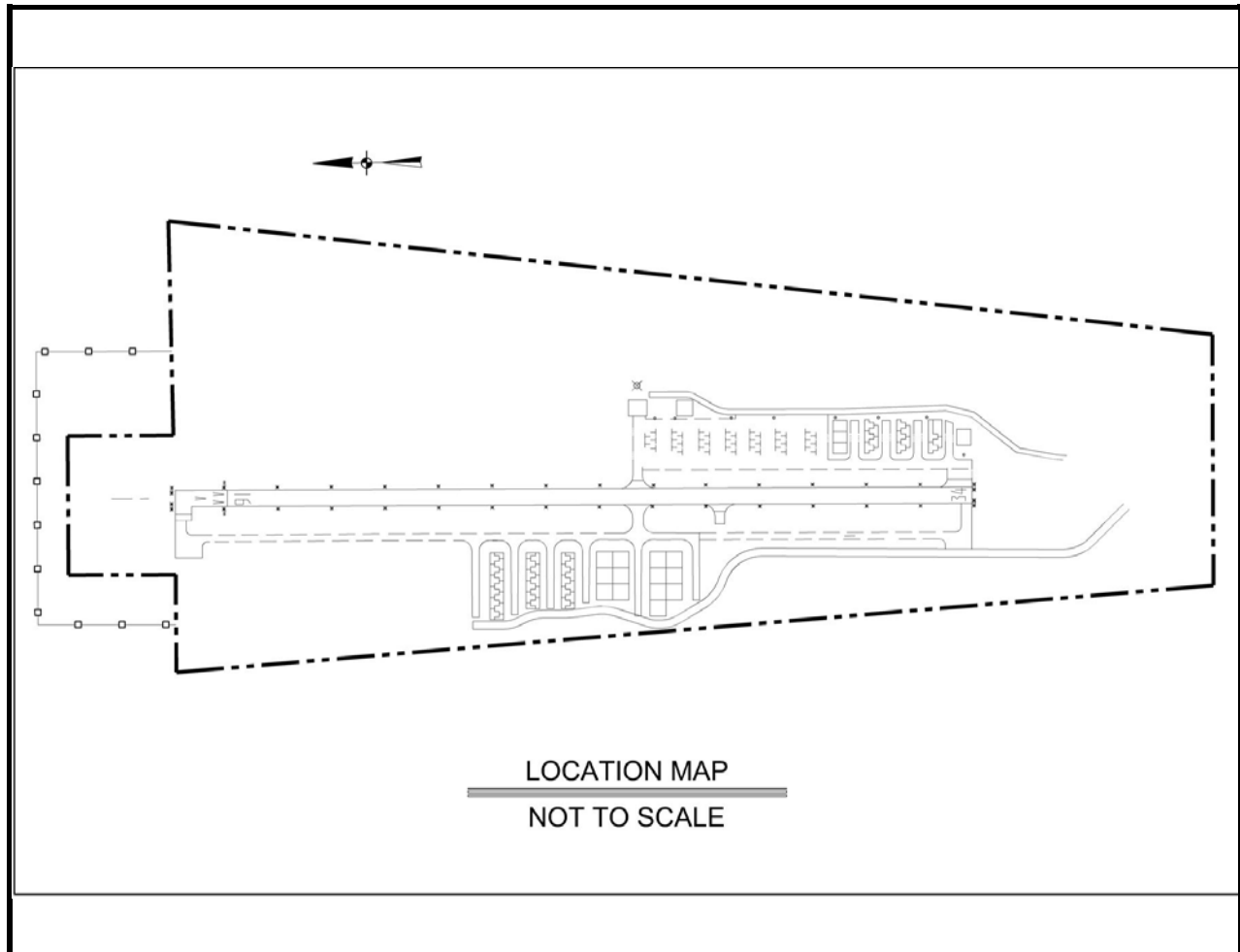
Update Pavement Maintenance/Management Program

Financing Plan & Tentative Schedule

Project No: 93534

Type: Airports

Supervisor District(s) 4



Project Description:

Georgetown Airport - Develop a Pavement Maintenance Program (PMP).

The key elements of the PMP are:

- * Determine geological or meteorological conditions that may affect the life of a pavement structure
- * Inspection Schedule
- * Pavement Inventory
- * Distress Identification Index
- * Inspection Reports
- * Economic Analysis and Prioritizing System
- * Program Funding and Programming

The maintenance program will not only assure proper and timely maintenance but can also be used to justify the necessary funding.

Expenditures thru 6/30/2014: \$0

Project Initiation Date: 10/01/15

*Prior FY includes actual revenue and expenditures through 06/30/14, plus amounts budgeted through 06/30/15.



Update Pavement Maintenance/Management Program

CIP Project Summary

Project No: 93534

Type: Airports

Supervisor District(s) 4

All Figures in Thousands

Revenue by Funding Source	Prior FY*	FY 15/16	FY 16/17	FY 17/18	FY 18/19	FY 19/20	FY 20/21-24/25	FY 25/26-34/35	Total
ACO - Accumulative Capital Outlay	\$1	\$3	\$0	\$0	\$0	\$0	\$0	\$0	\$4
FAA-Anticipated	\$9	\$27	\$0	\$0	\$0	\$0	\$0	\$0	\$36
Total	\$10	\$30	\$0	\$0	\$0	\$0	\$0	\$0	\$40

All Figures in Thousands

Expenditures	Prior FY*	FY 15/16	FY 16/17	FY 17/18	FY 18/19	FY 19/20	FY 20/21-24/25	FY 25/26-34/35	Total
Planning/Env - Consultant	\$10	\$30	\$0	\$0	\$0	\$0	\$0	\$0	\$40
Total	\$10	\$30	\$0	\$0	\$0	\$0	\$0	\$0	\$40

Project Schedule	Prior FY*	FY 15/16	FY 16/17	FY 17/18	FY 18/19	FY 19/20	FY 20/21-24/25	FY 25/26-34/35	
Planning/Environmental									
Design									
Right Of Way									
Construction									
Environmental Monitoring									

*Prior FY includes actual revenue and expenditures through 06/30/14, plus amounts budgeted through 06/30/15.



Cost Estimate by Phase Summary

Airports-Georgetown

All Figures In Thousands

	<i>Prior*</i>	<i>15/16</i>	<i>16/17</i>	<i>17/18</i>	<i>18/19</i>	<i>19/20</i>	<i>20/21- 24/25</i>	<i>25/26- 34/35</i>	<i>Total</i>
<i>Construction Mgmt - Consultant</i>	0	0	0	44	32	0	44	0	119
<i>Construction Mgmt - Staff</i>	0	0	0	9	0	0	9	0	18
<i>Design - Consultant</i>	0	5	35	52	0	0	30	0	122
<i>Direct Construction Costs</i>	0	0	0	397	167	0	237	0	802
<i>Planning/Env - Consultant</i>	71	90	40	0	0	75	0	0	276
Totals	71	95	75	502	199	75	320	0	1,337

*Prior FY includes actual revenue and expenditures through 06/30/14, plus amounts budgeted through 06/30/15.



Revenue Source Summary

Airports-Georgetown

All Figures In Thousands

	<i>Prior*</i>	<i>15/16</i>	<i>16/17</i>	<i>17/18</i>	<i>18/19</i>	<i>19/20</i>	<i>20/21- 24/25</i>	<i>25/26- 34/35</i>	<i>Total</i>
ACO - Accumulative Capital Outlay	7	10	8	50	20	8	32	0	134
FAA	55	54	36	0	0	0	0	0	145
FAA-Anticipated	9	32	32	452	179	68	288	0	1,058
<i>Totals</i>	71	95	75	502	199	75	320	0	1,337

*Prior FY includes actual revenue and expenditures through 06/30/14, plus amounts budgeted through 06/30/15.

**Section 8.3B
Placerville Airport
Individual Project Summaries**



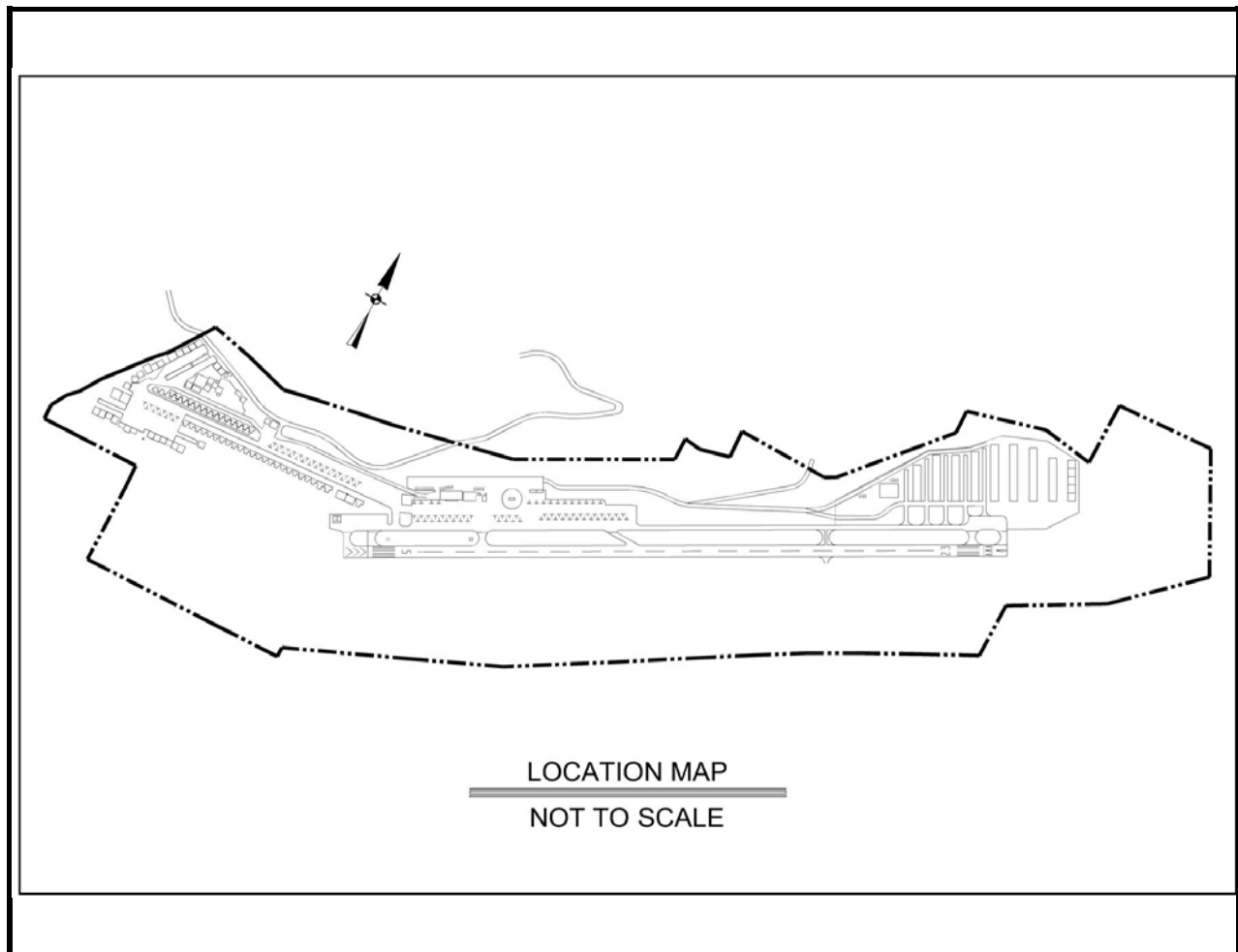
Airport Layout Plan Update and Obstruction Survey - Placerville

CIP Project Summary

Project No: 93132

Type: Airports

Supervisor District(s) 3



Project Description:

Placerville Airport - The Airport Layout Plan (ALP) is a drawing/plan depicting the orientation and location of key airport facilities, such as runways and navigational aids, and it takes into consideration such factors as approach zones, prevailing winds, airspace use, land contours, etc. The ALP must show dimensional relationships between operational and support facilities, and provide adequate areas for the orderly expansion of the airport. This is essential if facilities are to be ultimately located where they can best serve their intended purposes, while still conforming to applicable safety and construction criteria. The ability to obtain grants from the FAA is dependent on the ALP being up to date and showing an accurate layout of proposed projects, as well as all existing structures and previously completed projects. The ALP should be updated every 5 to 10 years, or when more than 10% of planned improvements have been made. The current ALP was revised in 2012 and includes projects through 2017. The ALP is scheduled to be reviewed and updated again in 2017.

Expenditures thru 6/30/2014: \$0

Project Initiation Date: 05/05/16

*Prior FY includes actual revenue and expenditures through 06/30/14, plus amounts budgeted through 06/30/15.



Airport Layout Plan Update and Obstruction Survey - Placerville

Financing Plan & Tentative Schedule

Project No: 93132

Type: Airports

Supervisor District(s) 3

All Figures in Thousands

Revenue	by Funding Source	Prior FY*	FY 15/16	FY 16/17	FY 17/18	FY 18/19	FY 19/20	FY 20/21- 24/25	FY 25/26- 34/35	Total
ACO - Accumulative Capital Outlay		\$0	\$0	\$13	\$3	\$0	\$0	\$0	\$0	\$15
FAA-Anticipated		\$0	\$0	\$113	\$23	\$0	\$0	\$0	\$0	\$135
Total		\$0	\$0	\$125	\$25	\$0	\$0	\$0	\$0	\$150

All Figures in Thousands

Expenditures	Prior FY*	FY 15/16	FY 16/17	FY 17/18	FY 18/19	FY 19/20	FY 20/21- 24/25	FY 25/26- 34/35	Total
Planning/Env - Consultant	\$0	\$0	\$125	\$25	\$0	\$0	\$0	\$0	\$150
Total	\$0	\$0	\$125	\$25	\$0	\$0	\$0	\$0	\$150

Project Schedule	Prior FY*	FY 15/16	FY 16/17	FY 17/18	FY 18/19	FY 19/20	FY 20/21- 24/25	FY 25/26- 34/35	
Planning/Environmental									
Design									
Right Of Way									
Construction									
Environmental Monitoring									

*Prior FY includes actual revenue and expenditures through 06/30/14, plus amounts budgeted through 06/30/15.



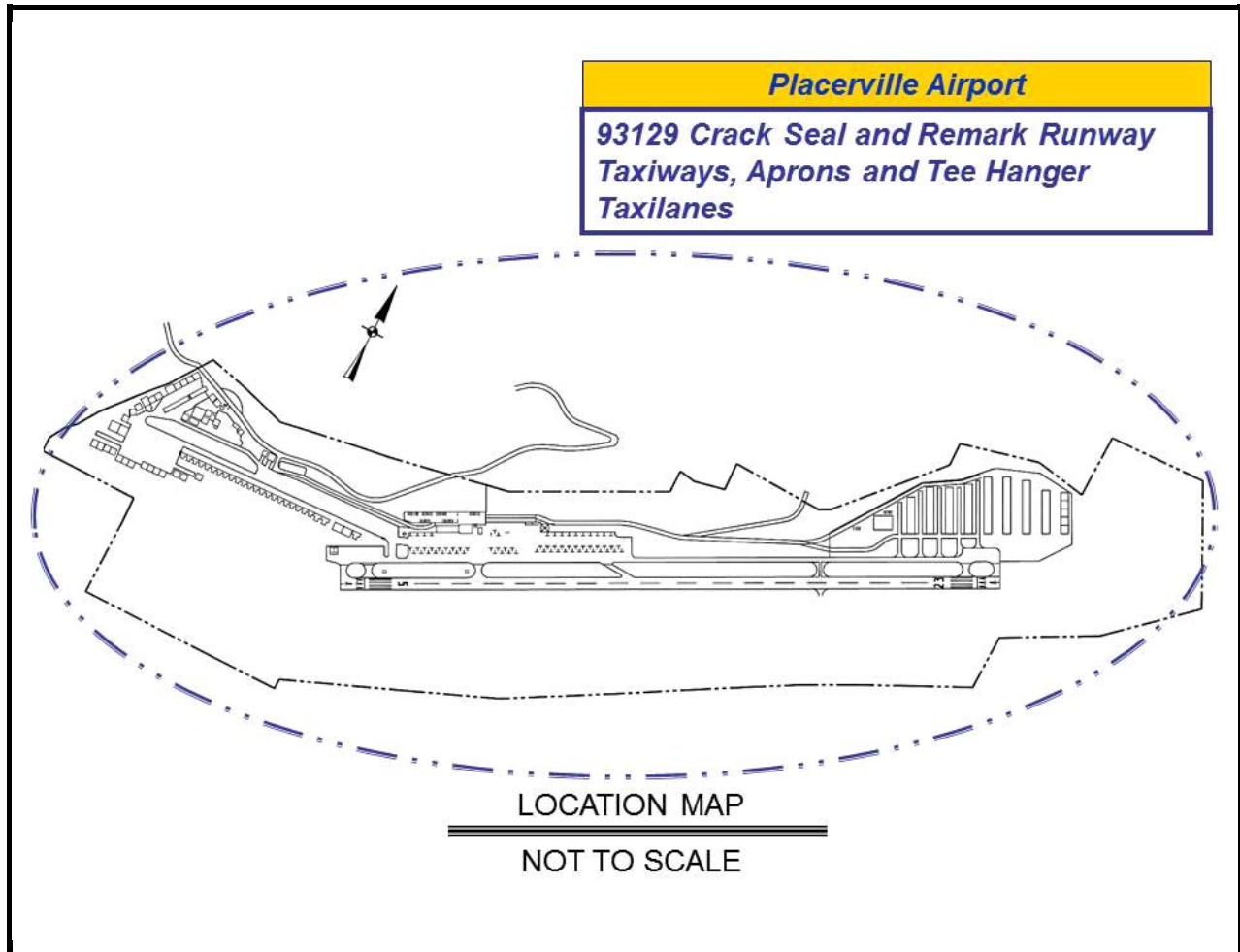
Crack Seal and Remark Runway 5-23, Taxiways, Aprons and Tee Hanger Taxilanes - 2015

CIP Project Summary

Project No: 93129

Type: Airports

Supervisor District(s) 3



Project Description:

Placerville Airport - All pavements at the airport were crack sealed or slurry sealed in 2005 or 2009. Several new cracks have developed in the AC pavement. It is proposed in this project to shape the cracks to receive joint seal and then seal the cracks. All pavement areas will be remarked.

Expenditures thru 6/30/2014: \$2,093

Project Initiation Date: 05/05/09

*Prior FY includes actual revenue and expenditures through 06/30/14, plus amounts budgeted through 06/30/15.



Crack Seal and Remark Runway 5-23, Taxiways, Aprons and Tee Hanger Taxilanes - 2015

Financing Plan & Tentative Schedule

Project No: 93129

Type: Airports

Supervisor District(s) 3

All Figures in Thousands

Revenue	by Funding Source	Prior FY*	FY 15/16	FY 16/17	FY 17/18	FY 18/19	FY 19/20	FY 20/21- 24/25	FY 25/26- 34/35	Total
ACO - Accumulative Capital Outlay		\$3	\$27	\$2	\$0	\$0	\$0	\$0	\$0	\$32
FAA		\$26	\$242	\$22	\$0	\$0	\$0	\$0	\$0	\$290
Total		\$29	\$269	\$24	\$0	\$0	\$0	\$0	\$0	\$322

All Figures in Thousands

Expenditures	Prior FY*	FY 15/16	FY 16/17	FY 17/18	FY 18/19	FY 19/20	FY 20/21- 24/25	FY 25/26- 34/35	Total
Design - Consultant	\$27	\$3	\$0	\$0	\$0	\$0	\$0	\$0	\$30
Design - Staff	\$2	\$0	\$0	\$0	\$0	\$0	\$0	\$0	\$2
Construction Mgmt - Consultant	\$0	\$35	\$9	\$0	\$0	\$0	\$0	\$0	\$44
Construction Mgmt - Staff	\$0	\$9	\$0	\$0	\$0	\$0	\$0	\$0	\$9
Direct Construction Costs	\$0	\$222	\$15	\$0	\$0	\$0	\$0	\$0	\$237
Total	\$29	\$269	\$24	\$0	\$0	\$0	\$0	\$0	\$322

Project Schedule	Prior FY*	FY 15/16	FY 16/17	FY 17/18	FY 18/19	FY 19/20	FY 20/21- 24/25	FY 25/26- 34/35
Planning/Environmental								
Design								
Right Of Way								
Construction								
Environmental Monitoring								

*Prior FY includes actual revenue and expenditures through 06/30/14, plus amounts budgeted through 06/30/15.



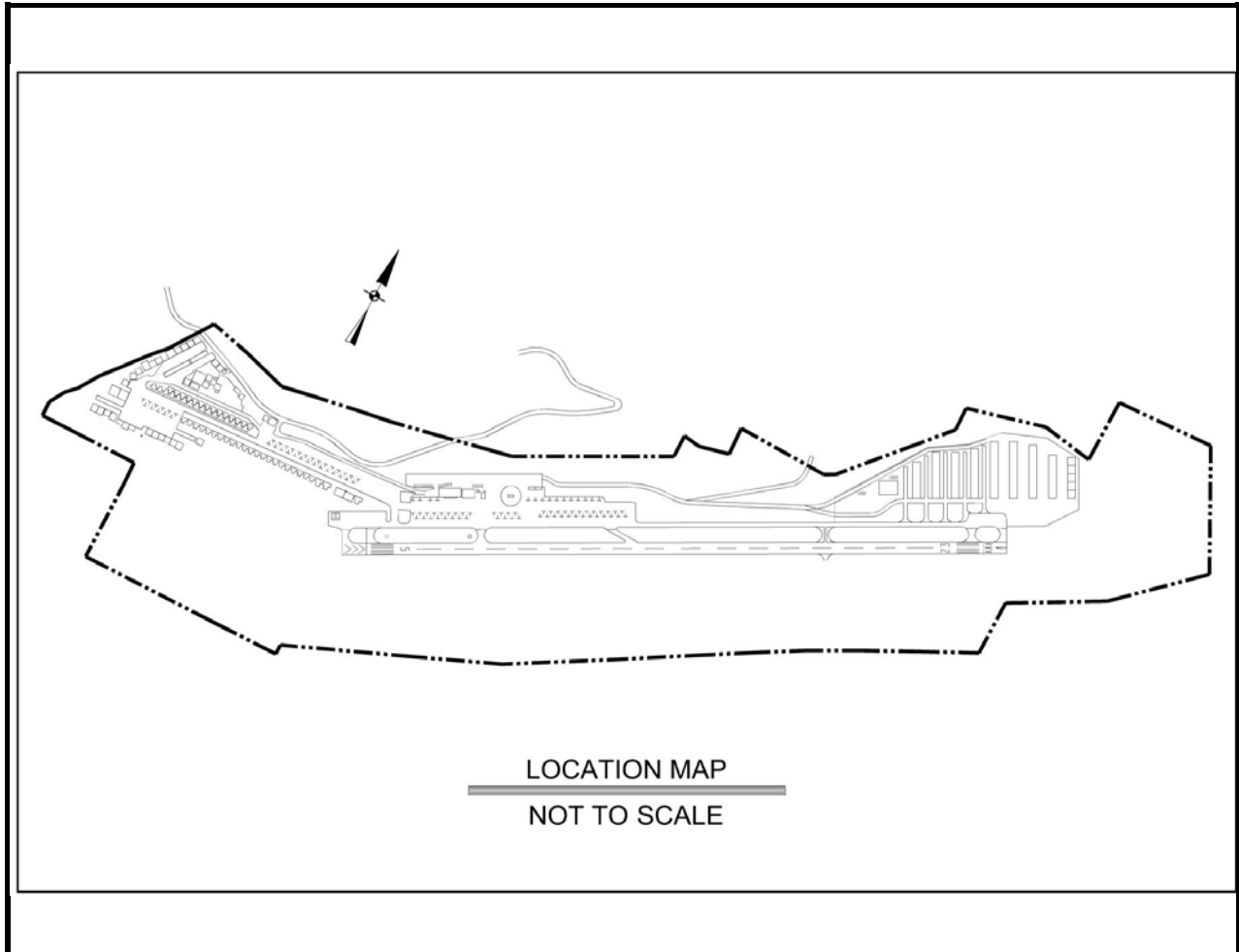
Crack Seal and Remark Runway 5-23, Taxiways, Aprons and Tee Hanger Taxilanes - 2019

CIP Project Summary

Project No: 93133

Type: Airports

Supervisor District(s) 3



Project Description:

Placerville Airport- All pavement at the airport is scheduled to be crack sealed in 2015. This project will seal cracks that have developed since that time, and seal coat as needed. All pavement areas will be remarked.

Expenditures thru 6/30/2014: \$0

Project Initiation Date: 02/27/14

*Prior FY includes actual revenue and expenditures through 06/30/14, plus amounts budgeted through 06/30/15.



Crack Seal and Remark Runway 5-23, Taxiways, Aprons and Tee Hanger Taxilanes - 2019

Financing Plan & Tentative Schedule

Project No: 93133

Type: Airports

Supervisor District(s) 3

All Figures in Thousands

Revenue	by Funding Source	Prior FY*	FY 15/16	FY 16/17	FY 17/18	FY 18/19	FY 19/20	FY 20/21- 24/25	FY 25/26- 34/35	Total
ACO - Accumulative Capital Outlay		\$0	\$0	\$0	\$3	\$27	\$8	\$0	\$0	\$38
FAA-Anticipated		\$0	\$0	\$0	\$27	\$239	\$76	\$0	\$0	\$342
Total		\$0	\$0	\$0	\$30	\$266	\$84	\$0	\$0	\$380

All Figures in Thousands

Expenditures	Prior FY*	FY 15/16	FY 16/17	FY 17/18	FY 18/19	FY 19/20	FY 20/21- 24/25	FY 25/26- 34/35	Total
Planning/Env - Consultant	\$0	\$0	\$0	\$2	\$0	\$0	\$0	\$0	\$2
Design - Consultant	\$0	\$0	\$0	\$28	\$0	\$0	\$0	\$0	\$28
Construction Mgmt - Consultant	\$0	\$0	\$0	\$0	\$35	\$9	\$0	\$0	\$44
Construction Mgmt - Staff	\$0	\$0	\$0	\$0	\$9	\$0	\$0	\$0	\$9
Direct Construction Costs	\$0	\$0	\$0	\$0	\$222	\$75	\$0	\$0	\$297
Total	\$0	\$0	\$0	\$30	\$266	\$84	\$0	\$0	\$380

Project Schedule	Prior FY*	FY 15/16	FY 16/17	FY 17/18	FY 18/19	FY 19/20	FY 20/21- 24/25	FY 25/26- 34/35	
Planning/Environmental									
Design									
Right Of Way									
Construction									
Environmental Monitoring									

*Prior FY includes actual revenue and expenditures through 06/30/14, plus amounts budgeted through 06/30/15.



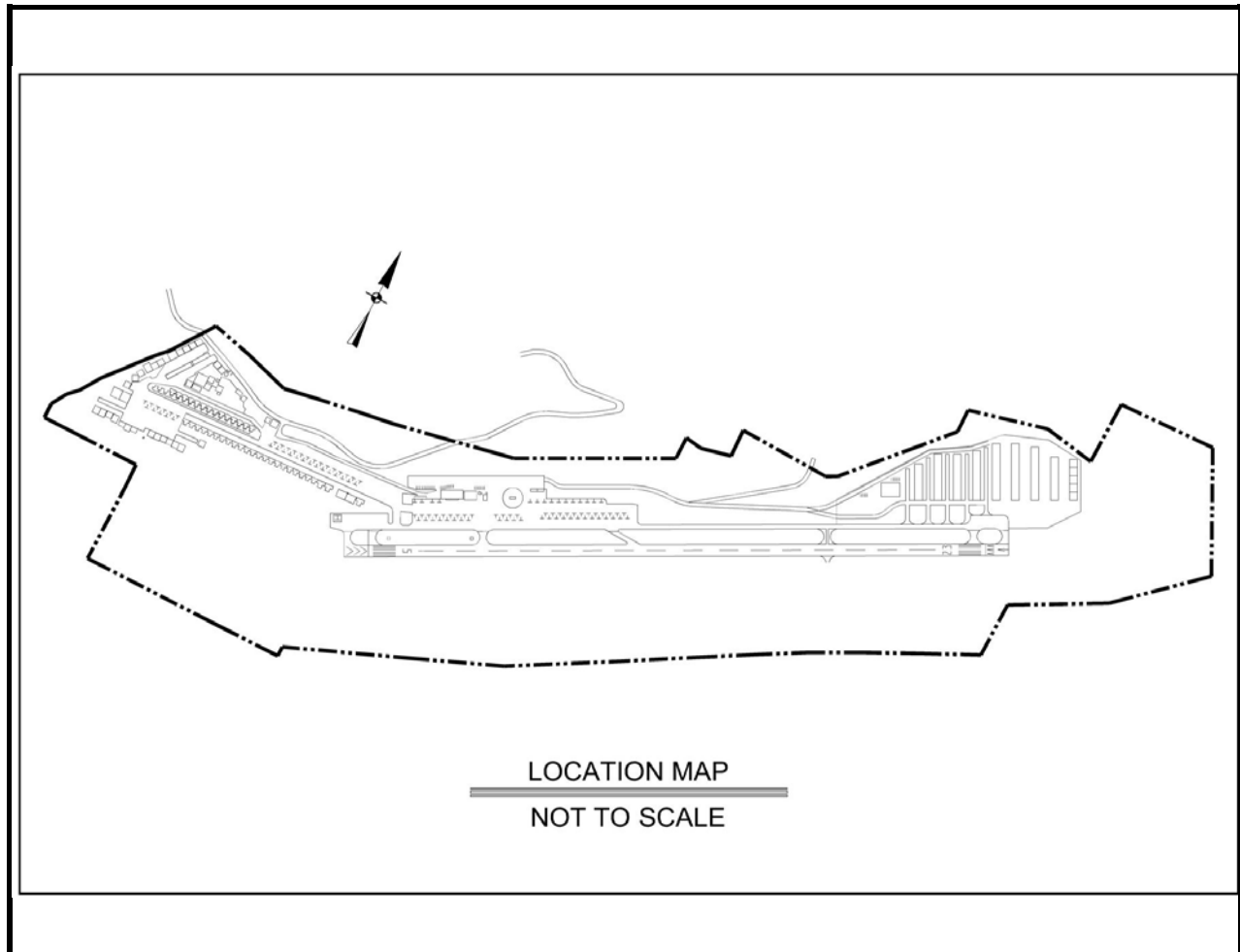
Taxiway Edge Lights

CIP Project Summary

Project No: 93130

Type: Airports

Supervisor District(s) 3



Project Description:

Placerville Airport - The existing taxiway edge lights at Placerville Airport are stake mounted and are serviced by direct-burial cable and an old regulator. The existing taxiway edge light circuit is old and requires considerable maintenance. This project includes the removal of the existing taxiway lights and installation of new base-mounted taxiway lights, new lighted signs, new duct, and new cable. A new regulator will also be installed in the electrical vault to power the new taxiway circuit.

Expenditures thru 6/30/2014: \$0

Project Initiation Date: 05/05/09

*Prior FY includes actual revenue and expenditures through 06/30/14, plus amounts budgeted through 06/30/15.



Taxiway Edge Lights

Financing Plan & Tentative Schedule

Project No: 93130

Type: Airports

Supervisor District(s) 3

All Figures in Thousands

Revenue by Funding Source	Prior FY*	FY 15/16	FY 16/17	FY 17/18	FY 18/19	FY 19/20	FY 20/21-24/25	FY 25/26-34/35	Total
ACO - Accumulative Capital Outlay	\$0	\$5	\$5	\$32	\$0	\$0	\$0	\$0	\$42
FAA-Anticipated	\$0	\$41	\$45	\$289	\$0	\$0	\$0	\$0	\$375
Total	\$0	\$45	\$50	\$321	\$0	\$0	\$0	\$0	\$416

All Figures in Thousands

Expenditures	Prior FY*	FY 15/16	FY 16/17	FY 17/18	FY 18/19	FY 19/20	FY 20/21-24/25	FY 25/26-34/35	Total
Planning/Env - Consultant	\$0	\$3	\$0	\$0	\$0	\$0	\$0	\$0	\$3
Design - Consultant	\$0	\$37	\$0	\$0	\$0	\$0	\$0	\$0	\$37
Design - Staff	\$0	\$5	\$0	\$0	\$0	\$0	\$0	\$0	\$5
Construction Mgmt - Consultant	\$0	\$0	\$6	\$49	\$0	\$0	\$0	\$0	\$55
Construction Mgmt - Staff	\$0	\$0	\$1	\$4	\$0	\$0	\$0	\$0	\$5
Direct Construction Costs	\$0	\$0	\$43	\$268	\$0	\$0	\$0	\$0	\$311
Total	\$0	\$45	\$50	\$321	\$0	\$0	\$0	\$0	\$416

Project Schedule	Prior FY*	FY 15/16	FY 16/17	FY 17/18	FY 18/19	FY 19/20	FY 20/21-24/25	FY 25/26-34/35	
Planning/Environmental									
Design									
Right Of Way									
Construction									
Environmental Monitoring									

*Prior FY includes actual revenue and expenditures through 06/30/14, plus amounts budgeted through 06/30/15.



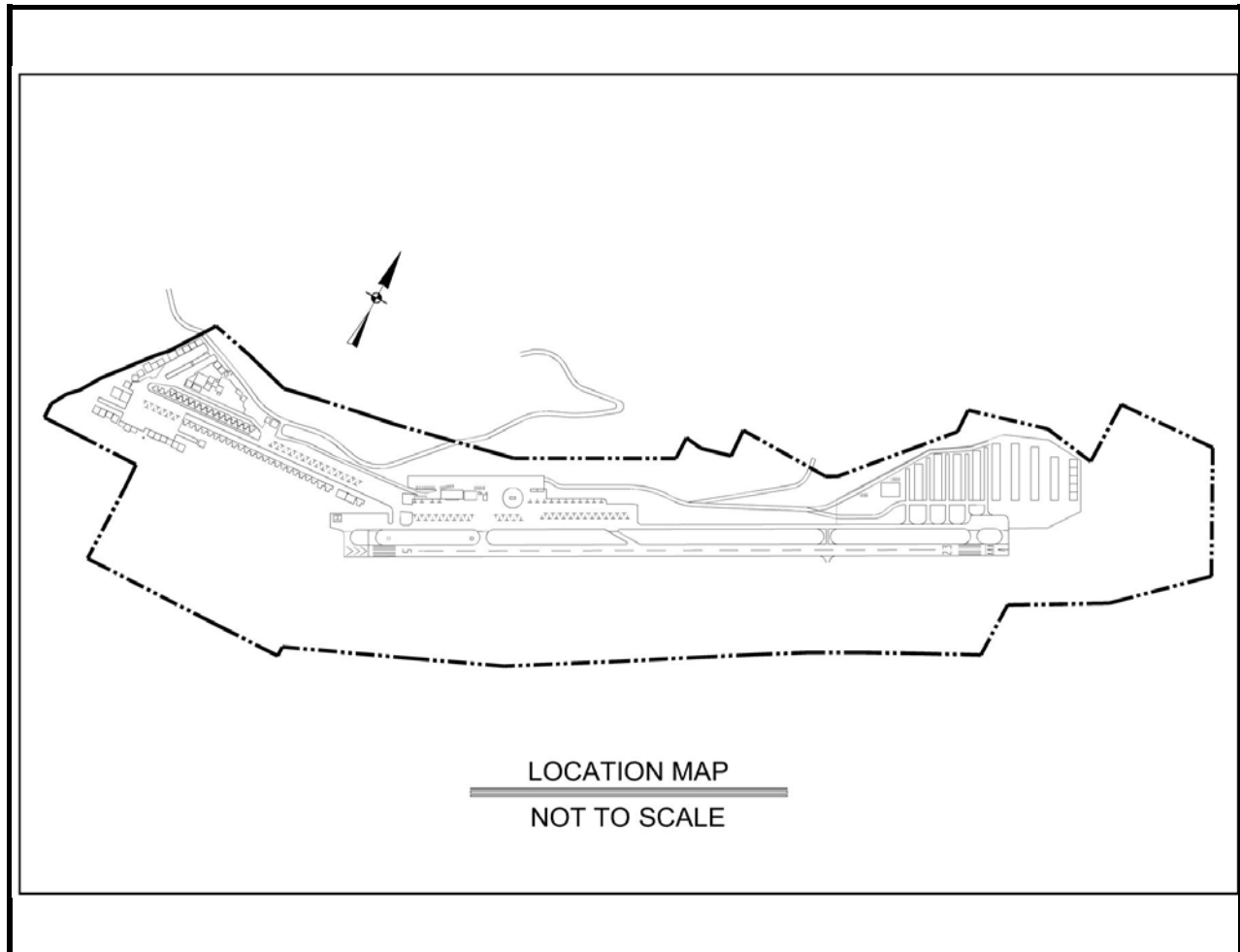
Update Pavement Maintenance/Management Program

CIP Project Summary

Project No: 93131

Type: Airports

Supervisor District(s) 3



Project Description:

Placerville Airport - Develop a Pavement Maintenance Program (PMP).

The key elements of the PMP are:

- * Determine geological or meteorological conditions that may affect the life of a pavement structure
- * Inspection Schedule
- * Pavement Inventory
- * Distress Identification Index
- * Inspection Reports
- * Economic Analysis and Prioritizing System
- * Program Funding and Programming

The maintenance program will not only assure proper and timely maintenance but can also be used to justify the necessary funding.

Expenditures thru 6/30/2014: \$0

Project Initiation Date: 10/01/14

*Prior FY includes actual revenue and expenditures through 06/30/14, plus amounts budgeted through 06/30/15.



Update Pavement Maintenance/Management Program

Financing Plan & Tentative Schedule

Project No: 93131

Type: Airports

Supervisor District(s) 3

All Figures in Thousands

Revenue by Funding Source	Prior FY*	FY 15/16	FY 16/17	FY 17/18	FY 18/19	FY 19/20	FY 20/21-24/25	FY 25/26-34/35	Total
ACO - Accumulative Capital Outlay	\$1	\$3	\$0	\$0	\$0	\$0	\$0	\$0	\$4
FAA-Anticipated	\$9	\$27	\$0	\$0	\$0	\$0	\$0	\$0	\$36
Total	\$10	\$30	\$0	\$0	\$0	\$0	\$0	\$0	\$40

All Figures in Thousands

Expenditures	Prior FY*	FY 15/16	FY 16/17	FY 17/18	FY 18/19	FY 19/20	FY 20/21-24/25	FY 25/26-34/35	Total
Design - Consultant	\$10	\$30	\$0	\$0	\$0	\$0	\$0	\$0	\$40
Total	\$10	\$30	\$0	\$0	\$0	\$0	\$0	\$0	\$40

Project Schedule	Prior FY*	FY 15/16	FY 16/17	FY 17/18	FY 18/19	FY 19/20	FY 20/21-24/25	FY 25/26-34/35	
Planning/Environmental									
Design									
Right Of Way									
Construction									
Environmental Monitoring									

*Prior FY includes actual revenue and expenditures through 06/30/14, plus amounts budgeted through 06/30/15.



Cost Estimate by Phase Summary

Airports-Placerville

All Figures In Thousands

	<i>Prior*</i>	<i>15/16</i>	<i>16/17</i>	<i>17/18</i>	<i>18/19</i>	<i>19/20</i>	<i>20/21- 24/25</i>	<i>25/26- 34/35</i>	<i>Total</i>
<i>Construction Mgmt - Consultant</i>	0	35	15	49	35	9	0	0	142
<i>Construction Mgmt - Staff</i>	0	9	1	4	9	0	0	0	23
<i>Design - Consultant</i>	37	70	0	28	0	0	0	0	135
<i>Design - Staff</i>	2	5	0	0	0	0	0	0	7
<i>Direct Construction Costs</i>	0	222	58	268	222	75	0	0	846
<i>Planning/Env - Consultant</i>	0	3	125	27	0	0	0	0	155
<i>Planning/Env - Staff</i>	0	0	0	0	0	0	0	0	0
Totals	39	344	199	376	266	84	0	0	1,308

*Prior FY includes actual revenue and expenditures through 06/30/14, plus amounts budgeted through 06/30/15.



Revenue Source Summary Airports-Placerville

All Figures In Thousands

	<i>Prior*</i>	<i>15/16</i>	<i>16/17</i>	<i>17/18</i>	<i>18/19</i>	<i>19/20</i>	<i>20/21- 24/25</i>	<i>25/26- 34/35</i>	<i>Total</i>
ACO - Accumulative Capital Outlay	4	34	20	38	27	8	0	0	131
FAA	26	242	22	0	0	0	0	0	290
FAA-Anticipated	9	68	158	339	239	76	0	0	888
<i>Totals</i>	39	344	199	376	266	84	0	0	1,308

*Prior FY includes actual revenue and expenditures through 06/30/14, plus amounts budgeted through 06/30/15.